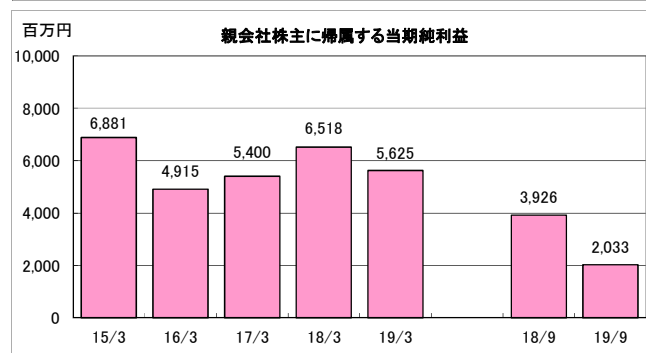
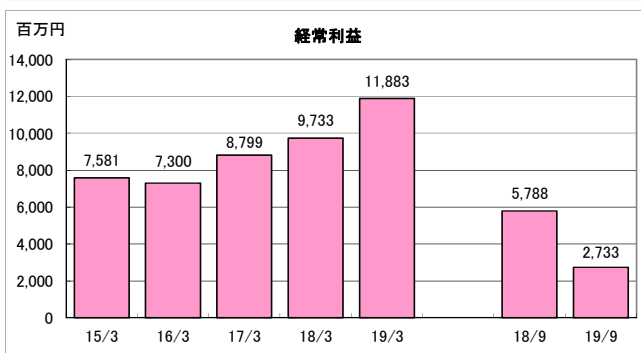
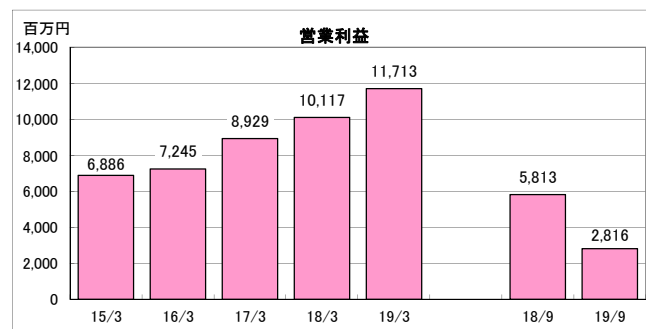
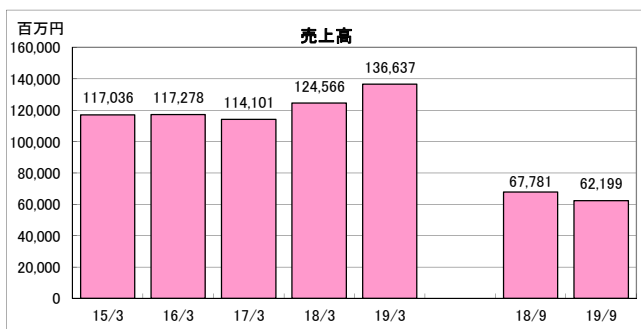


2020年3月期 第2四半期 財務データ

(連結)

単位:百万円

	15/3	16/3	17/3	18/3	19/3	18/9	19/9
<b>売上高</b>	117,036	117,278	114,101	124,566	136,637	67,781	62,199
前年比	-0.3%	0.2%	-2.7%	9.2%	9.7%	13.7%	-8.2%
<b>営業利益</b>	6,886	7,245	8,929	10,117	11,713	5,813	2,816
前年比	6.4%	5.2%	23.2%	13.3%	15.8%	34.7%	-51.6%
<b>経常利益</b>	7,581	7,300	8,799	9,733	11,883	5,788	2,733
前年比	16.6%	-3.7%	20.5%	10.6%	22.1%	42.7%	-52.8%
<b>親会社株主に帰属する当期純利益</b>	6,881	4,915	5,400	6,518	5,625	3,926	2,033
前年比	93.1%	-28.6%	9.9%	20.7%	-13.7%	48.6%	-48.2%

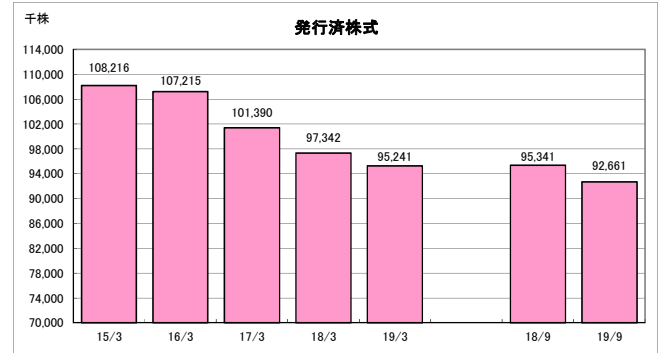
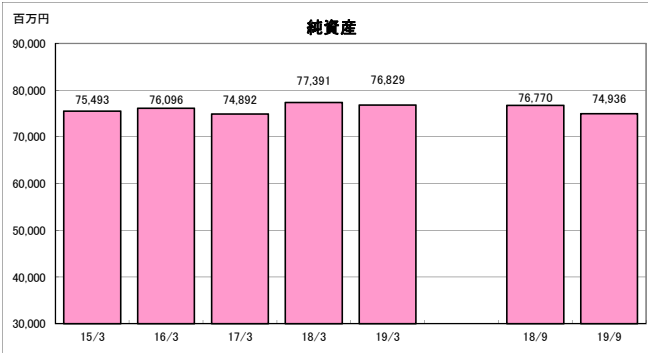
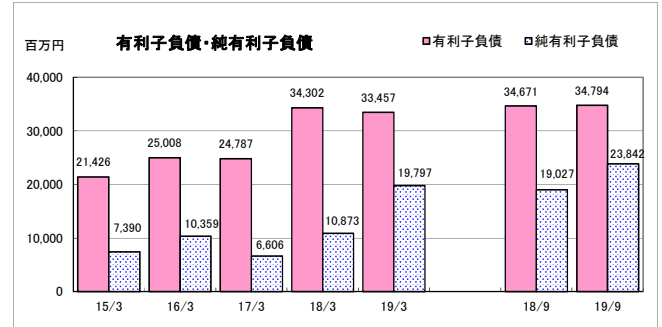
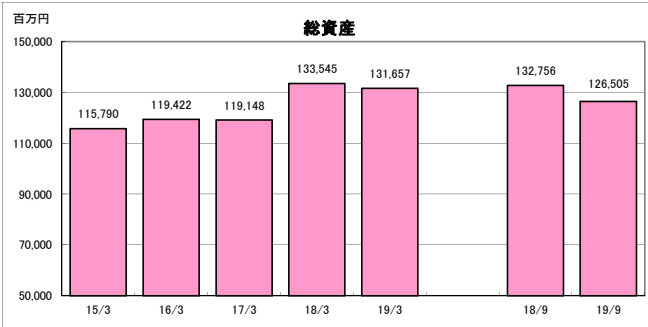


2020年3月期 第2四半期 財務データ

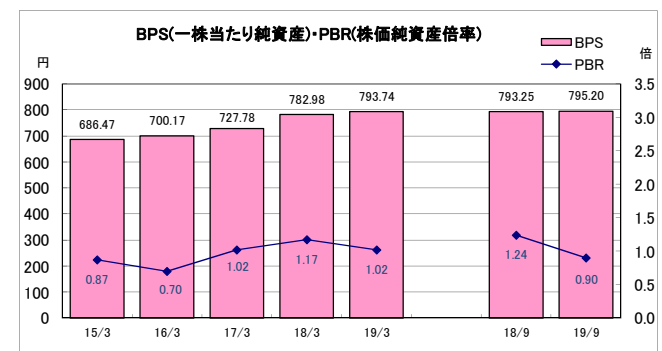
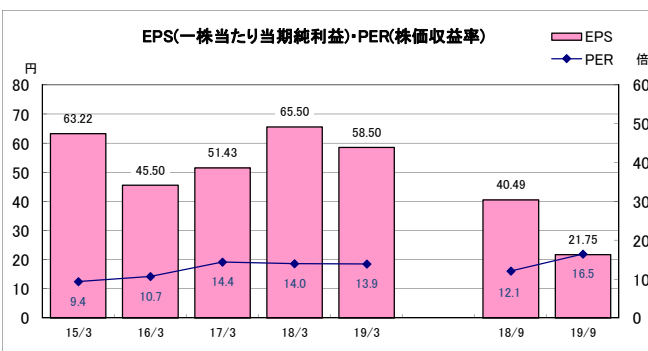
(連結)

単位:百万円  
18/9 19/9

	15/3	16/3	17/3	18/3	19/3	18/9	19/9
総資産	115,790	119,422	119,148	133,545	131,657	132,756	126,505
前年比	7.6%	3.1%	-0.2%	12.1%	-1.4%	9.6%	-4.7%
有利子負債	21,426	25,008	24,787	34,302	33,457	34,671	34,794
純有利子負債	7,390	10,359	6,606	10,873	19,797	19,027	23,842
純資産	75,493	76,096	74,892	77,391	76,829	76,770	74,936
発行済株式	108,216	107,215	101,390	97,342	95,241	95,341	92,661



	15/3	16/3	17/3	18/3	19/3	18/9	19/9
EPS(一株当たり当期利益)(円)	63.22	45.50	51.43	65.50	58.50	40.49	21.75
PER(株価収益率)(倍)	9.4	10.7	14.4	14.0	13.9	12.1	16.5
期末株価	594	487	742	914	811	982	719
BPS(一株当たり純資産)(円)	686.47	700.17	727.78	782.98	793.74	793.25	795.20
PBR(株価純資産倍率)(倍)	0.87	0.70	1.02	1.17	1.02	1.24	0.90

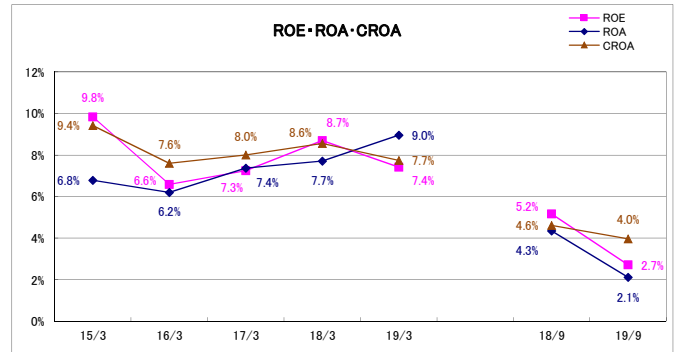
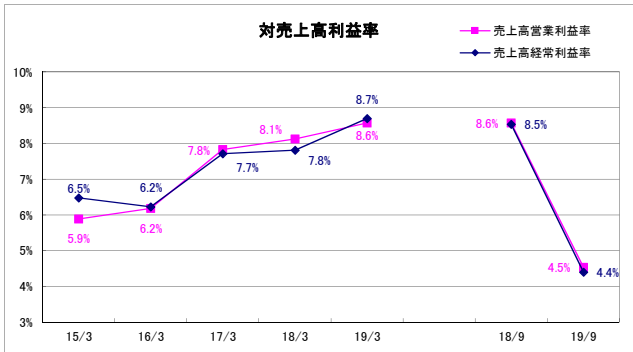


2020年3月期 第2四半期 財務データ  
 [収益性]

(連結)

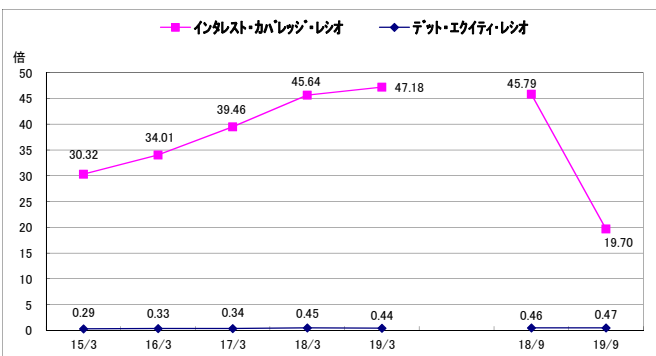
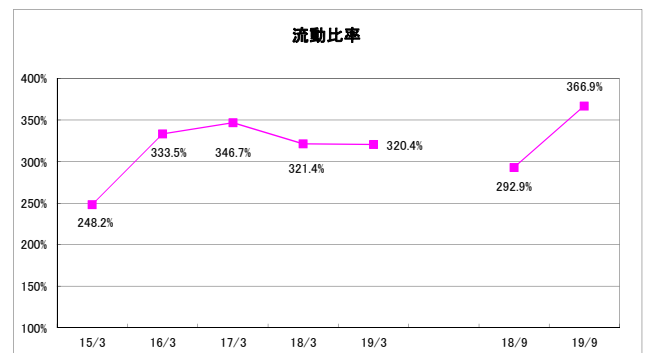
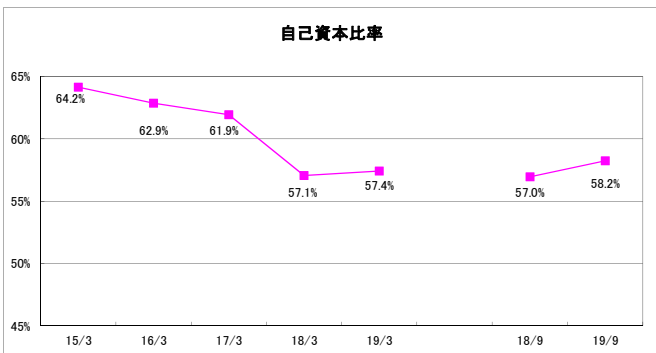
	15/3	16/3	17/3	18/3	19/3	18/9	19/9
売上高営業利益率	5.9%	6.2%	7.8%	8.1%	8.6%	8.6%	4.5%
売上高経常利益率	6.5%	6.2%	7.7%	7.8%	8.7%	8.5%	4.4%
ROE (自己資本当期純利益率)	9.8%	6.6%	7.3%	8.7%	7.4%	5.2%	2.7%
ROA (総資産経常利益率)	6.8%	6.2%	7.4%	7.7%	9.0%	4.3%	2.1%
CROA (キャピタル・オン・アセット)	9.4%	7.6%	8.0%	8.6%	7.7%	4.6%	4.0%

CROA=(当期純利益+減価償却費)/期首末平均総資産



[安全性]

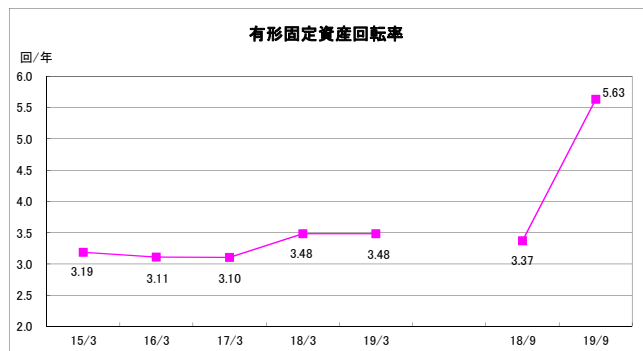
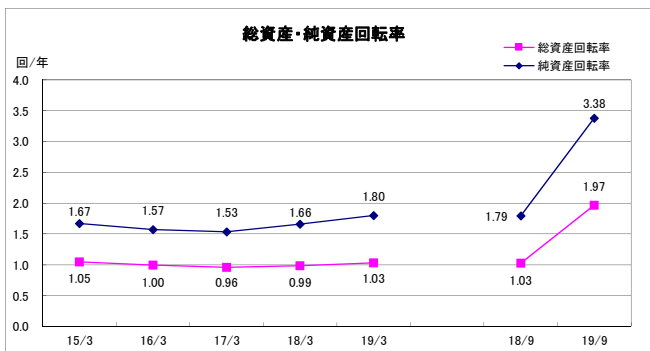
	15/3	16/3	17/3	18/3	19/3	18/9	19/9
自己資本比率	64.2%	62.9%	61.9%	57.1%	57.4%	57.0%	58.2%
流動比率	248.2%	333.5%	346.7%	321.4%	320.4%	292.9%	366.9%
インタレスト・カバレッジ・レシオ	30.32	34.01	39.46	45.64	47.18	45.79	19.70
インタレスト・カバレッジ・レシオ=(営業利益+受取利息及び受取配当金)/支払利息							
デット・エクイティ・レシオ	0.29	0.33	0.34	0.45	0.44	0.46	0.47



2020年3月期 第2四半期 財務データ  
[効 率 性]

(連結)

	15/3	16/3	17/3	18/3	19/3	18/9	19/9
総資産回転率	1.05	1.00	0.96	0.99	1.03	1.03	1.97
純資産回転率	1.67	1.57	1.53	1.66	1.80	1.79	3.38
有形固定資産回転率	3.19	3.11	3.10	3.48	3.48	3.37	5.63



[生 産 性]

	15/3	16/3	17/3	18/3	19/3	18/9	19/9
一人当たり売上高	29,208	27,634	25,205	26,617	28,150	13,973	12,482
一人当たり経常利益	1,892	1,720	1,944	2,080	2,448	1,171	1,089
期末従業員数	4,032	4,456	4,597	4,762	4,945	4,939	5,020

